

Cancer Center Annual Report
Oakwood Hospital & Medical Center - Dearborn
2013 Cancer Cases



Primary Site	Total (%)	Sex		Stage Distribution - Analytic Cases Only							88	Unk	
		M	F	Stg 0	Stg I	Stg II	Stg III	Stg IV					
ORAL CAVITY & PHARYNX	31 (1.9%)	21	10	0	2	1	9	14	1	4			
Lip	1 (0.1%)	1	0	0	1	0	0	0	0	0			
Tongue	12 (0.8%)	10	2	0	1	1	2	5	0	3			
Salivary Glands	3 (0.2%)	2	1	0	0	0	1	2	0	0			
Floor of Mouth	1 (0.1%)	0	1	0	0	0	0	1	0	0			
Gum & Other Mouth	2 (0.1%)	1	1	0	0	0	1	0	0	1			
Tonsil	8 (0.5%)	4	4	0	0	0	5	3	0	0			
Hypopharynx	3 (0.2%)	3	0	0	0	0	0	3	0	0			
Other Oral Cavity & Pharynx	1 (0.1%)	0	1	0	0	0	0	0	1	0			
DIGESTIVE SYSTEM	248 (15.5%)	132	116	2	38	45	54	71	4	34			
Esophagus	21 (1.3%)	15	6	0	1	1	5	4	0	10			
Stomach	13 (0.8%)	11	2	0	5	0	3	2	0	3			
Small Intestine	6 (0.4%)	3	3	0	0	2	1	2	0	1			
Colon Excluding Rectum	96 (6.0%)	44	52	0	20	22	28	25	0	1			
Cecum	20	6	14	0	4	6	7	3	0	0			
Appendix	5	4	1	0	2	1	0	2	0	0			
Ascending Colon	20	9	11	0	5	6	3	6	0	0			
Hepatic Flexure	6	3	3	0	1	1	2	2	0	0			
Transverse Colon	7	4	3	0	1	3	1	2	0	0			
Splenic Flexure	3	0	3	0	0	0	1	2	0	0			
Descending Colon	6	4	2	0	0	1	4	0	0	1			
Sigmoid Colon	21	12	9	0	6	3	7	5	0	0			
Large Intestine, NOS	8	2	6	0	1	1	3	3	0	0			
Rectum & Rectosigmoid	46 (2.9%)	27	19	46	0	34	12	1	9	9	12	9	0
Rectosigmoid Junction	9	4	5	0	1	2	4	2	0	0			
Rectum	37	23	14	1	8	7	8	7	0	6			
Anus, Anal Canal & Anorectum	12 (0.8%)	6	6	1	0	4	3	0	0	4			
Liver & Intrahepatic Bile Duct	9 (0.6%)	6	3	0	2	1	0	2	1	3			
Gallbladder	2 (0.1%)	0	2	0	0	0	0	2	0	0			
Other Biliary	4 (0.3%)	3	1	0	0	0	0	0	3	1			
Pancreas	38 (2.4%)	17	21	0	1	6	1	25	0	5			
Peritoneum, Omentum & Mesentery	1 (0.1%)	0	1	0	0	0	1	0	0	0			
RESPIRATORY SYSTEM	289 (18.1%)	155	134	1	56	20	62	142	2	6			
Nose, Nasal Cavity & Middle Ear	2 (0.1%)	1	1	0	1	0	0	0	1	0			
Larynx	18 (1.1%)	15	3	1	4	3	4	5	0	1			
Lung & Bronchus	268 (16.8%)	139	129	0	51	17	58	137	0	5			
Pleura	1 (0.1%)	0	1	0	0	0	0	0	1	0			
BONES & JOINTS	1 (0.1%)	1	0	0	0	0	0	0	0	1			
Bones & Joints	1 (0.1%)	1	0	0	0	0	0	0	0	1			
SOFT TISSUE	4 (0.3%)	2	2	0	0	1	2	0	0	1			
Soft Tissue (including Heart)	4 (0.3%)	2	2	0	0	1	2	0	0	1			
SKIN EXCLUDING BASAL & SQU	9 (0.6%)	4	5	4	3	0	1	0	0	1			
Melanoma -- Skin	9 (0.6%)	4	5	4	3	0	1	0	0	1			
BREAST	339 (21.2%)	3	336	61	146	71	27	13	1	20			
Breast	339 (21.2%)	3	336	61	146	71	27	13	1	20			
FEMALE GENITAL SYSTEM	101 (6.3%)	0	101	2	45	6	26	11	4	7			
Cervix Uteri	12 (0.8%)	0	12	0	3	2	3	3	0	1			
Corpus & Uterus, NOS	57 (3.6%)	0	57	0	33	4	10	4	2	4			
Ovary	20 (1.3%)	0	20	0	5	0	11	3	0	1			
Vagina	1 (0.1%)	0	1	1	0	0	0	0	0	0			
Vulva	8 (0.5%)	0	8	1	4	0	2	0	0	1			
Other Female Genital Organs	3 (0.2%)	0	3	0	0	0	0	1	2	0			
MALE GENITAL SYSTEM	161 (10.1%)	161	0	0	33	93	19	11	0	5			
Prostate	153 (9.6%)	153	0	0	29	91	18	11	0	4			
Testis	8 (0.5%)	8	0	0	4	2	1	0	0	1			
URINARY SYSTEM	141 (8.8%)	93	48	37	55	14	7	13	2	13			
Urinary Bladder	67 (4.2%)	42	25	29	17	9	1	5	0	6			
Kidney & Renal Pelvis	68 (4.3%)	46	22	6	38	4	5	8	0	7			
Ureter	4 (0.3%)	3	1	2	0	1	1	0	0	0			
Other Urinary Organs	2 (0.1%)	2	0	0	0	0	0	0	2	0			
BRAIN & OTHER NERVOUS	SYST5E1M(3.2%)	18	33	0	0	0	0	0	51	0			
Brain	24 (1.5%)	12	12	0	0	0	0	0	24	0			
Cranial Nerves Other Nervous System	27 (1.7%)	6	21	0	0	0	0	0	27	0			

ENDOCRINE SYSTEM	76 (4.8%)	16	60	0	48	5	5	4	10	0
Thyroid	66 (4.1%)	13	53	0	48	5	5	4	0	4
Other Endocrine including	Thymus 10 (0.6%)	3	7	0	0	0	0	0	10	0
LYMPHOMA	60 (3.8%)	34	26	0	9	17	11	16	0	7
Hodgkin Lymphoma	9 (0.6%)	5	4	0	1	3	2	2	0	1
Non-Hodgkin Lymphoma	51 (3.2%)	29	22	0	8	14	9	14	0	6
NHL - Nodal	39	24	15	0	6	11	7	11	0	4
NHL - Extranodal	12	5	7	0	2	3	2	3	0	2
MYELOMA	18 (1.1%)	8	10	0	0	0	0	0	18	0
Myeloma	18 (1.1%)	8	10	0	0	0	0	0	18	0
LEUKEMIA	23 (1.4%)	13	10	0	0	0	0	0	23	0
Lymphocytic Leukemia	5 (0.3%)	2	3	0	0	0	0	0	5	0
Acute Lymphocytic Leukemia	1	1	0	0	0	0	0	0	1	0
Chronic Lymphocytic Leukemia	3	1	2	0	0	0	0	0	3	0
Other Lymphocytic Leukemia	1	0	1	0	0	0	0	0	1	0
Myeloid & Monocytic Leukemia	16 (1.0%)	10	6	16	0	7	9	0	0	0
Acute Myeloid Leukemia	15	9	6	0	0	0	0	0	15	0
Chronic Myeloid Leukemia	1	1	0	0	0	0	0	0	1	0
Other Leukemia	2 (0.1%)	1	1	0	0	0	0	0	2	0
MISCELLANEOUS	48 (3.0%)	27	21	0	0	0	0	0	48	0
Miscellaneous	48 (3.0%)	27	21	0	0	0	0	0	48	0
Total	1,600	688	912	107	435	273	223	295	164	103

2014 Quality Improvement Study

Palliative Care Services

Palliative care is an essential component of cancer care which should begin at time of diagnosis and be available throughout the illness either on site or by referral for advance care planning, pain/symptom control and psycho-social-spiritual support, including bereavement care. In 2014, the Palliative Care Service at Oakwood Hospital – Dearborn assessed current practices and identified opportunities for improvement.

Review of palliative care data for 2013 through 2014 identified the following:

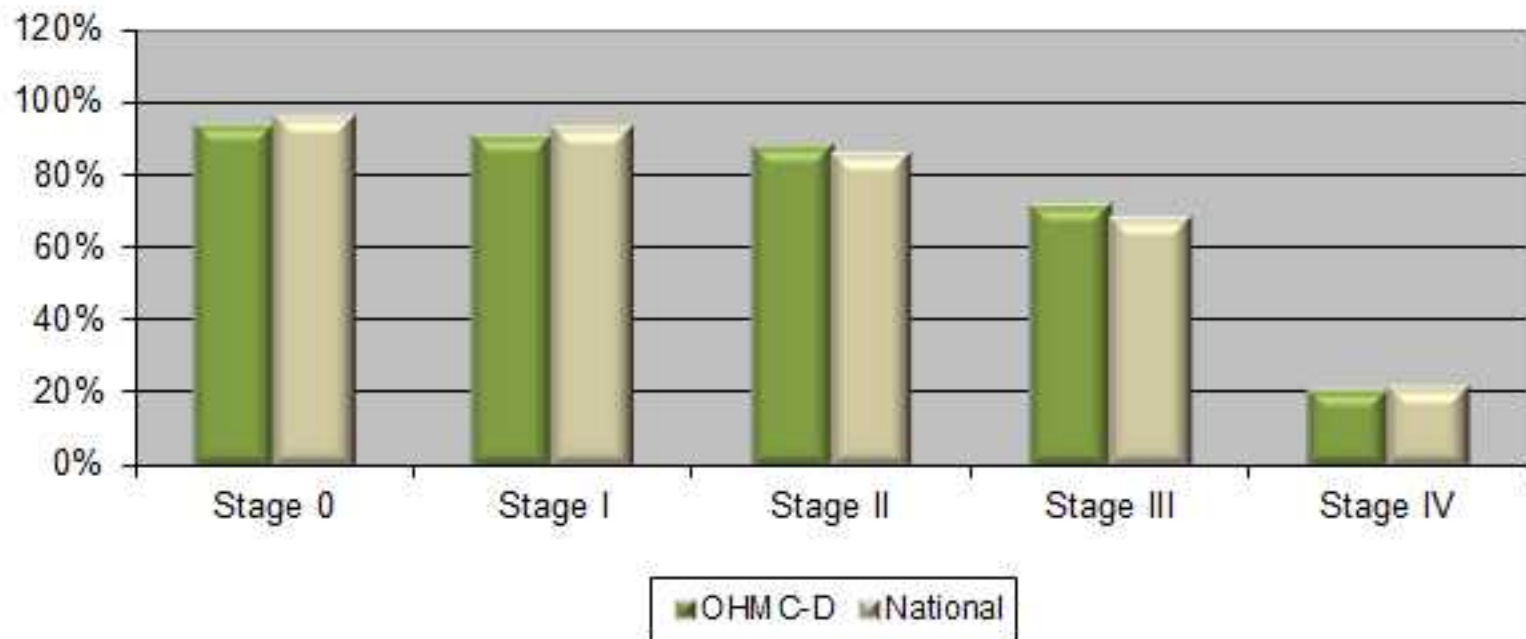
- Although oncology patients account for approximately 30% of palliative care referrals, only 18-19% of admitted cancer patients have received an inpatient referral.
- Although the average days to referral is approximately 1 day shorter for cancer patients than non-cancer patients, the average days to referral were 6.21 days in 2013 and 5.40 days in 2014. The downward trend is encouraging and allows more time for discussion, care planning and resource identification.
- The percent of cancer patients presenting with advance medical directives is less than non-cancer patients. (2013: 14% vs 27%; 2014: 19% vs 22%)
- Upon initial consult to palliative care, greater than 70% of patients are eligible for hospice care indicating a late referral for services.

The following quality improvement metrics for oncology were endorsed by the Cancer Committee and the Cancer Center Quality Assurance Committee:

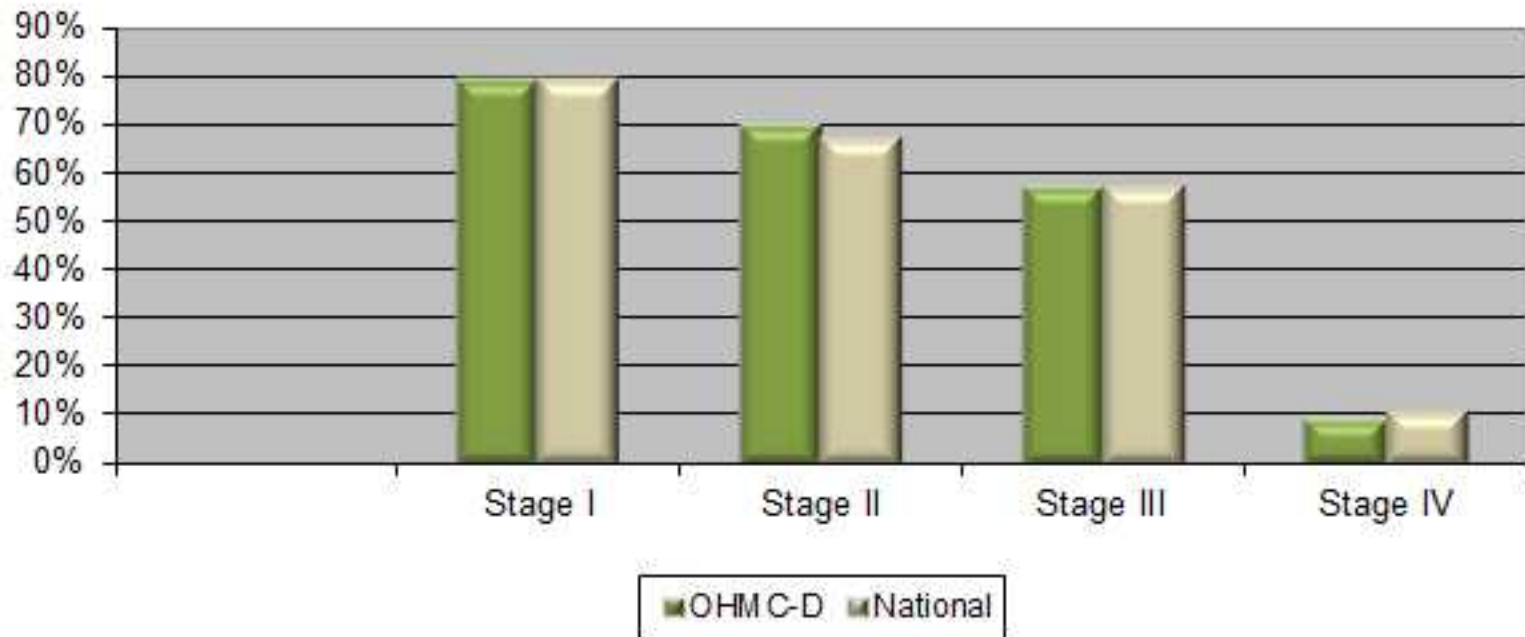
1. Increase advance care planning/advance medical directives
 - a. 27% of patients will have an advance medical directive
 - b. 90% of patients without an advance medical directive will be provided education/information
2. Offer palliative care services earlier
 - a. Decrease time to referral to ≤ 4.5 days
 - b. $\leq 50\%$ of cancer patients referred will be eligible for hospice at time of consult

Physicians were contacted via committee presentations and mass mailing regarding the importance of advance care planning and early palliative care intervention for oncology patients.

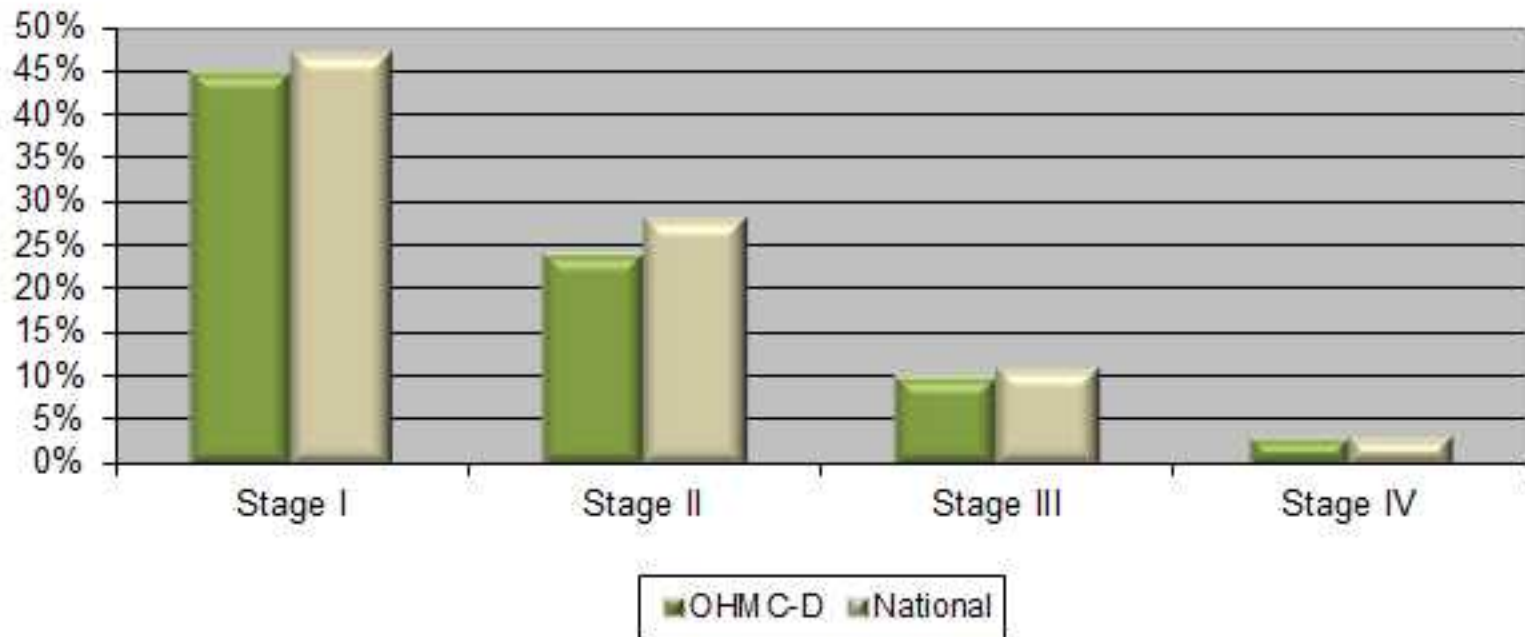
Breast Cancer - 5 Year Survival Based on AJCC Stage of Disease



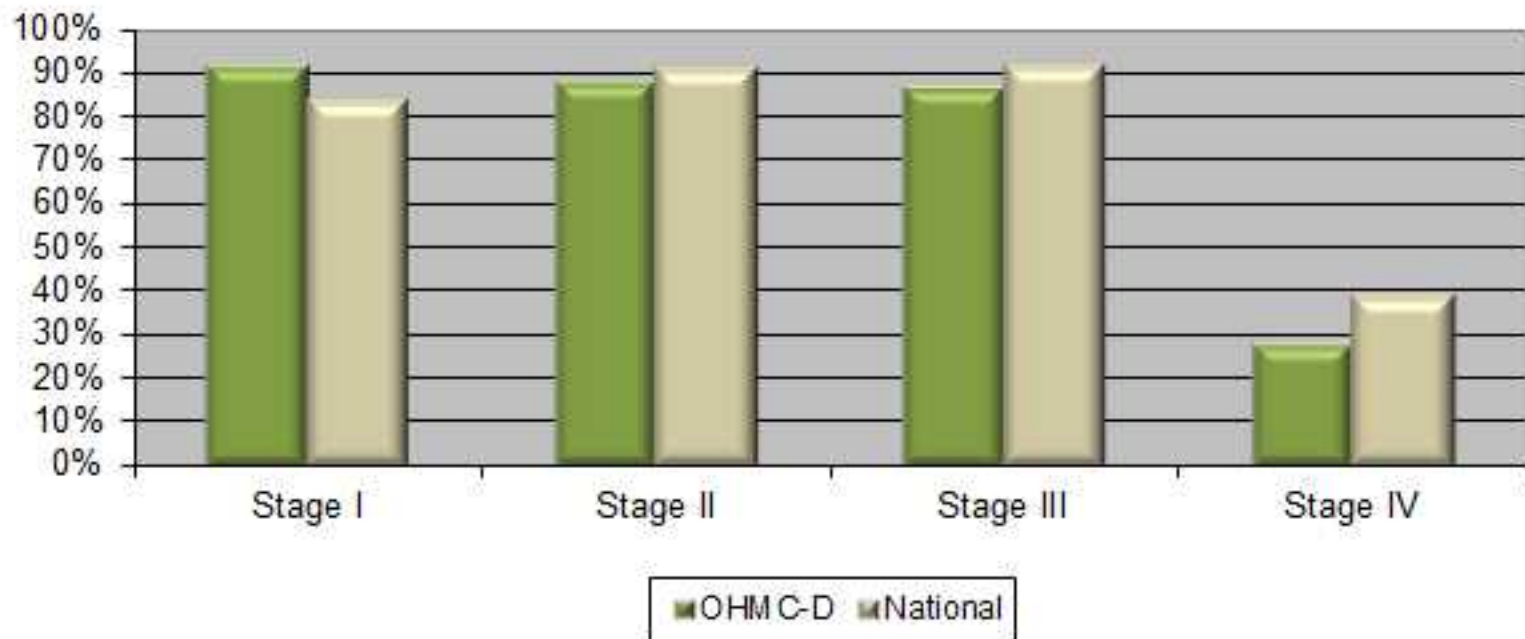
Colorectal Cancer 5 Year Survival Based on AJCC Stage of Disease



Lung Cancer 5 Year Survival Based on AJCC Stage of Disease



Prostate Cancer 5 Year Survival Based on AJCC Stage of Disease



Number of Cases by gender

Males

Females

Oral Cavity & Pharynx - 21 (3%)

Lung & Bronchus - 139 (20%)

Pancreas - 17 (2%)

Kidney & Renal Pelvis - 46 (7%)

Urinary Bladder - 41 (6%)

Colon & Rectum - 71 (10%)

Prostate - 153 (22%)

Non-Hodgkin Lymphoma - 29 (4%)

Melanoma of the Skin - 4 (1%)

Leukemia - 13 (2%)

All Other Sites - 154 (22%)



Thyroid - 52 (6%)

Lung & Bronchus - 129 (14%)

Breast - 335 (37%)

Kidney & Renal Pelvis - 22 (2%)

Ovary - 20 (2%)

Uterine Corpus - 57 (6%)

Colon & Rectum - 71 (8%)

Non-Hodgkin Lymphoma - 22 (2%)

Melanoma of the Skin - 5 (1%)

Leukemia - 10 (1%)

All Other Sites - 189 (21%)